



## Final Instructions

Thank you for your entry and welcome to the event.

The event will be based at the Quarry on Epynt, as this is the largest available area that can be used without travelling off the range.

It is a gravel area which can get a little muddy when raining, and you will need to use groundsheets and possible supports to put the axle stands when working on vehicles along with a spill kit.

There will be no security overnight at the quarry and PTMC will not be held responsible for any thefts/damage if cars are left in that location.

All trailers have to be parked in the location, if you are using the parking area closest to the trees, we suggest you take car off trailer first, trailers will not be allowed in or close to the service area, if any trailers are found not to be in the trailer park, they may be moved by one of the event recovery units or the MOD and put in a safe location.

Due to the lack of room at the Quarry, we have been forced to mark out designated parking areas in service, and only **ONE** service vehicle per competitor will be allowed. Strictly **NO** motorhomes or trucks unless you have spoken to the entry sec.

Any competitor arriving in their own personal car will have to move it to the locations shown on map after unloading their vehicle.

Start times will be confirmed asap after scrutineering and uploaded on to Sportity, they will also be available at HQ from 08.00 on the Sunday.

The Sportity password is **TOUROFEPYNT2023**.

We have tried our best to get seeding right. If you think it is not correct, come and have a chat with us on Saturday afternoon. We will not be discussing this prior to the event.

Portable toilets will be available and catering facilities also on site.

MOD venues are being lost every year for motorsport all over the country, do not let it be **YOU** who spoils motorsport on Epynt.

### What three words

Trailer parking area    diverged.keeps.spilled

Service area            tricky.booklet.flotation

## **Amendments to the SR's**

### **Article 3: Authorisation**

MSUK Permit No's            National – 131543    Interclub – 131545

DOE Authorisation No    2881JY30

### **Article 5: Format**

Saturday 29<sup>th</sup> July            Scrutineering time 13.00 – 17.00

**Article 6: Classes**            There will be no amalgamation of classes

**Article 7: Identification**    We will be supplying WRC type numbers

**Article 9: Officials**            Insert – Deputy Clerk of the Course – Andrew Kellitt

Delete Secretary of event – Brent Oatway

Insert - Kirsty Joseph

Delete Safeguarding Officer – Brent Oatway

Insert Mrs Heather Jones

### **Article 15: Controls & Timing**

TC1 to SSS1 will be 5 minutes NOT 3 minutes

This will allow the scrutineers time to check and ensure all competitors are ready to start the stage.

Normal timing (3 minutes) will be at all other stages.

### **Article 19: Awards**

We will be presenting awards to the following

#### ***National***

1<sup>st</sup> 2<sup>nd</sup> 3<sup>rd</sup> overall who will not be eligible for class awards

Class 2 – 1<sup>st</sup>    Class 3 – 1<sup>st</sup>/2<sup>nd</sup>    Class 5 – 1<sup>st</sup>    Class 6 - 1<sup>st</sup>/2<sup>nd</sup>

#### ***Interclub***

1<sup>st</sup> 2<sup>nd</sup> 3<sup>rd</sup> overall who will not be eligible for class awards

Class 1- 1<sup>st</sup> /2<sup>nd</sup>    Class 2 - 1<sup>st</sup> /2<sup>nd</sup>    Class 3 – 1<sup>st</sup>/2<sup>nd</sup>/3<sup>rd</sup>

Class 4 – 1<sup>st</sup>    Class 5 - 1<sup>st</sup>/2<sup>nd</sup>/3<sup>rd</sup>    Class 6 - 1<sup>st</sup>/2<sup>nd</sup>

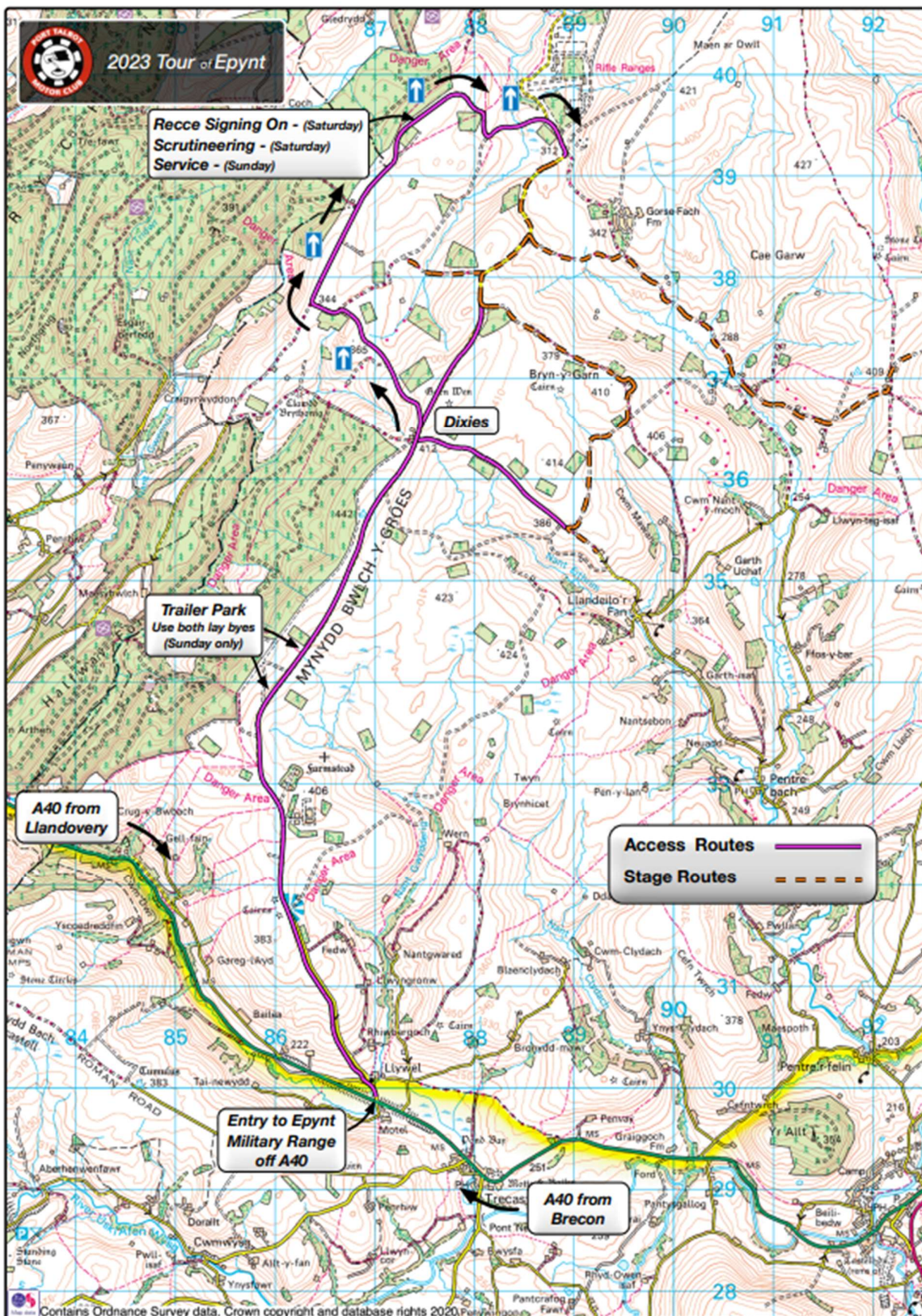
Class 7 – 1<sup>st</sup>    Class 8 – 1<sup>st</sup>/2<sup>nd</sup>/3<sup>rd</sup>    Class 9- 1<sup>st</sup>/2<sup>nd</sup>

Class 10 – 1<sup>st</sup>

### **R25.6.4**

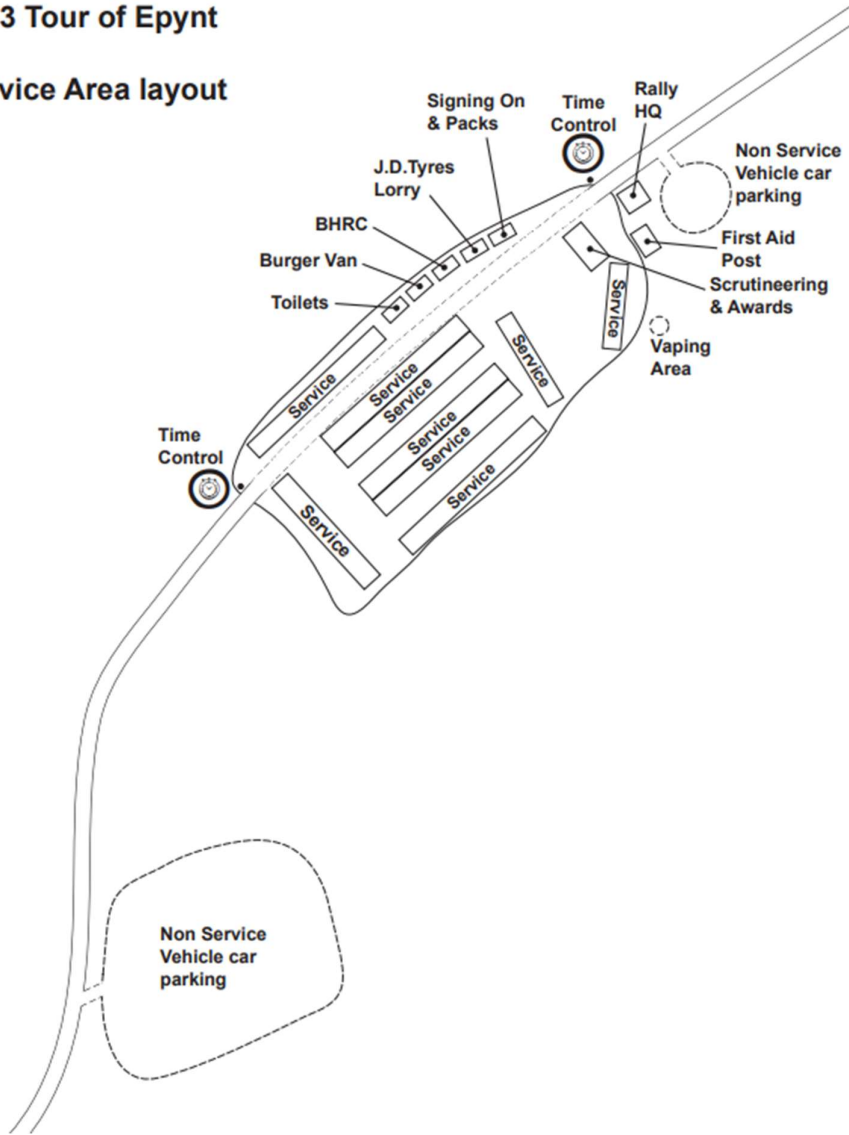
Red Flags will be located at all road book junctions

**5/9/12/13/15/21/23**



# 2023 Tour of Epynt

## Service Area layout



There will be a reconnaissance over the stages starting at 10.00 on Saturday 29th July from the Quarry where signing on will take place @ 9.30am.

Competitors can make their own notes and they are also available from the nominated suppliers for the event AC maps/Pattersons/On the pace note, but in all circumstances the organisers take no responsibility or liability in the use of the subjective notes which have been supplied to competitors.

Reece ID numbers will be supplied and have to be fixed to top of NSF windscreen

The maximum speed allowed on recce will be 30 mph unless the organisers stipulate a lower one on day due to MOD requirements.

Only road cars including 4x4 may be used on recce.

All competitors will need to sign and return the recce signing on sheet prior to the start of the recce. There will be a driver's briefing at Quarry outside HQ at 09.45.

The recce will be a 'convoy recce' with an official of the event at front and rear of the convoy.

As there will be more than one convoy on range at same time be aware you could meet a second or even a third convoy coming towards you so the maximum speed of 30 mph must be adhered to at all times

The order of doing the recce is as follows SS6/7 – SS1/3 - SS2/4

If after the first loop the MOD and organisers are happy how the first run has gone the recce will recommence.

SS6/7 – SS1/3 – SS2/4

After SS4 follow tulips (below) head for Dixies then turn right to Piccadilly, at Piccadilly right to SS1&3 / J15 and follow stage to where recce will finish.

Go straight on from J21 to Dixies triangle and turn right down towards the quarry and scrutineering.

<b>Car No</b>	
---------------	--

**NIGEL FERGUSON FABRICATORS TOUR OF EPYNT**

**RECONNAISSANCE REGISTRATION FORM**

**To be completed by crews wishing to take part in Recce on the**

**29<sup>th</sup> July 2023**

**This form needs to be handed in at recce sign on location to receive recce I D and road book. Location as per map (attached) @ 09.30 am, recce starts 10.00**








	<b>Driver</b>	<b>Co-driver</b>
<b>Surname</b>		
<b>First name</b>		
<b>Mobile No</b>		
<b>E - Mail</b>		

	<b>Details of recce vehicle</b>
<b>Make &amp; model</b>	
<b>Registration No</b>	
<b>Colour</b>	







**The undersigned (only one needs to sign) acknowledge that we have read, understood and agree to the terms and conditions for recce.**

<b>Driver</b>	<b>Date</b>	<b>Co-driver</b>	<b>Date</b>

**2023 Nigel Ferguson Fabricators Tour of Epynt**  
**Reconnaissance Instructions**

Distance		Direction	Information
Total	Partial		
<p>The order of doing the recce is as follows;</p> <ul style="list-style-type: none"> <li>From the Start line of SS 6/7 carry out a 1st pass of SS 6/7; SS 1/3 &amp; SS 2/4 then repeat to carry out the 2nd pass of SS 6/7; SS 1/3 &amp; SS 2/4</li> <li>After the 2nd pass of SS 2/4 follow the route below to reach Post 12 of SS 5 to enable you to recce the section of SS 5 (Post 12 to Post 21) which you have not already driven.</li> </ul>			
0.00	0.00	 <p>1</p>	 <p>Stop line SS 2/4</p>
0.16	0.16	 <p>2</p>	Onto Gravel
0.66	0.50	 <p>3</p>	
0.77	0.11	 <p>4</p>	Onto Asphalt
1.86	1.09	 <p>5</p>	(Dixies)
1.98	0.12	 <p>6</p>	







**2023 Nigel Ferguson Fabricators Tour of Epynt**  
**Reconnaissance Instructions**

Distance		Direction	Information
Total	Partial		
2.77	0.79	 7	
2.97	0.20	 8	
3.29	0.32	 9	
4.00	0.71	 10	
4.38	0.38	 11	
4.70	0.32	 12	Turn right to join SS 5 route at Post 15



## 2023 Nigel Ferguson Fabricators Tour of Epynt

### Reconnaissance Instructions

Distance		Direction	Information
Total	Partial		
After reaching Post 21 of SS 5 return to the Service Area for Scrutineering by the following route			
0.00	0.00	 1	Go straight on to leave SS 5 route at Post 21
0.79	0.79	 2	
1.69	0.90	 3	
1.90	0.21	 4	
2.54	0.64	 5	
3.16	0.62	 6	Enter Service Area





## **Annex P - Service Area Guidelines**

### **Requirements for Organisers**

When participating in motor sport events and carrying out activities at Service Areas, entrants, competitors and service crew members should be aware of their own and other people's safety and wellbeing. The organiser has the overriding responsibility to coordinate the activity and ensure, so far as is reasonably practicable, that statutory requirements for these areas are met.

The Rally event organiser should allocate a 'Service Area Zone' to each competing team within the service park. These zones must be managed in such a way that they present neither a safety nor environmental risk to other teams or the venue location.

#### **A. Basic Standards for Service Areas (or Service Parks):**

1. The Service Area should be an appropriate size to allow adequate space for individual service zones, vehicle movement and safe pedestrian access. The ground should be relatively even with any significant hazards adequately controlled.
2. Service zones should be clearly demarked and public access restricted.
3. Organisers must set a speed limit for Service Areas and publish this information in the Supplementary Regulations.
4. All entrants should have an environmental ground-sheet in place before work commences on the vehicle.
5. Temporary structures such as motor homes, awnings and pop up tents must be erected securely and with sufficient ballast to cope with wind conditions. All structures deemed unsafe by the event organisers must be dismantled and removed.
6. All service vehicles should have an environmental spill-kit, for use in the event of liquid spillage. (Competing cars should also carry such a kit.) Spillage of any liquid should be contained immediately by the crew concerned.
7. Fire extinguishers should be readily available at all times when vehicles are to be worked on, particularly in the event of any welding or grinding being carried out and when vehicles are being refuelled. The layout of the Service Area should permit emergency service vehicle access, should the need arise.
8. Vehicles should be supported by axle stands, chassis sill stands or ramps, all with recommended base plates, when raised in the air by trolley or any other types of jack. Engines should not be running when the vehicle is raised on stands. No other work on the car should be attempted, when raising or lowering of the car is taking place.
9. Where necessary, as part of the service i.e. changing of fuel tank, fuel pump, fuel filter, or any other item of fuel circuit, emptying and/or refilling of the fuel tank is permitted provided that:
  - a. The work is carried out with the knowledge of the organiser
  - b. A fire extinguisher with operator is on standby
  - c. No other work is carried out on the car during this operation
  - d. A safety zone is established within which all sources of ignition are removed

- e. A minimum amount of fuel is used and any removed fuel is stored in a sealed container
10. Service zones should be controlled in such a way that they do not present any unacceptable risk to competitors, crews, adjacent teams or members of the public. Any personnel carrying out work should ensure that they adopt safe working practices at all times.
11. Entrants are responsible for all personnel in their team and in particular for supervising any young persons under the age of 18.
12. All working areas should be kept clean & tidy. All waste should be removed by the entrant at the end of the event and disposed of in a responsible manner.
13. Trailing cables & hoses should not be allowed to create a trip hazard and should not be run across access or roadways unless covered by cable protectors.
14. Whenever vehicle engines are being run, adequate ventilation must be in place.
15. Appropriate safety notices should be displayed and efforts made to ensure that they are complied with.
16. Service crews and competitors need to be aware of the long periods of exposure to cold, wet or heat, experienced while on location in service areas and dress accordingly.
17. The organiser is responsible for establishing emergency arrangements for the Service Area including fire, injury and security incidents. These arrangements must be appropriately communicated to all entrants and competitors.
18. Entrants are reminded of their obligation to comply with the requirements of the appropriate sporting and supplementary regulations at all times.
19. *The organiser is responsible for the provision of adequate sanitation within the Service Area for the competitors, service crews and event officials.*

## B. Storage & Use of Petroleum Spirit

1. The organiser must establish suitable arrangements for refuelling with a preference for a designated refuelling zone. (See 'Guidance for the Operation of a Refuel Zone')
2. **If re-fuelling is permitted in the Service Area, this should be the last operation to be carried out before the vehicles leave. The vehicle should be off any support stands, have all four wheels on the ground, have all other work ceased and *must* have no occupants, e.g., driver, navigator, service crew, when re-fuelling commences. All sources of ignition must be removed from the area, the engine switched off, and an appropriate fire response should be prepared.**
3. **Ideally re-fuelling should be by hand pumping, rather than from hand held containers. *If fuel is dispensed from hand held containers a suitable spout for pouring must be used. Open pouring from hand held containers with or without the use of a funnel is not permitted.***
4. Containers should comply with the relevant British Standard, should be marked "Petroleum Spirit-Highly Flammable" and be kept from any source of ignition.
5. All empty containers should be removed from the venue after the event.
6. Petrol is to be used as fuel only, not for any other purpose.

7. All vehicle re-fuelling is to take place in the open air. Smoking and any other sources of ignition, including live electrical items, must be prohibited and a safe area should be enforced with an operative on standby with a fire extinguisher.
8. Refuelling operatives, including those standing by with fire extinguishers, should ensure they are wearing protective clothing, including gloves and eye protection.

### C. Hazardous Substances

1. Some parts on historic vehicles, for example brake & clutch linings, contain asbestos. Competitors are encouraged to use non-asbestos substitutes where possible.
2. Where asbestos is used, every effort should be made to prevent dust being released.
3. Some mineral oils may cause skin cancers. Where contact does occur, contamination should be washed off immediately. The wearing of any contaminated clothing should be avoided.
4. Other substances may cause ill health. Competitors should obtain MSDS (material safety data sheets) from suppliers in advance so that they hold important safety information about the products.

### D. Electrical Safety

1. All electrical equipment should be maintained in a safe condition.
2. Extension leads & cables should be neoprene, oil resistant flexible cable.
3. All electrical equipment used externally should be weatherproof and tools should be insulated against electric shock and used with residual current devices.
4. Electrical equipment and hand tools should not be used where flammable vapours e.g. brake cleaner or fuel, are present.

### E. Fire Precautions

1. All competition and service vehicles should carry a suitable fire extinguisher.
2. Special consideration should be made before lighting any cooking appliance.
3. All sources of ignition should be kept away from any fuel store or re-fuelling area.
4. Fire extinguishers should not be moved from their known location, other than when in use.
5. In the event of any fire, a report should be made to the organisers of the event before leaving the venue.
6. All entrants are encouraged to train their personnel in correct fire prevention and treatment procedures.
7. The organisers are responsible for putting in place an emergency plan to cover a fire in Service Area scenario.

## F. Compressed Air Equipment

1. Air blasts from over inflated tyres can cause severe injury. Tyres should not be inflated above manufacturers' recommendation figures.
2. Always stand clear when inflating tyres.
3. Compressors & air lines should be inspected regularly.
4. Compressed air cylinders should be stored and used to suppliers' recommendations.

## G. Noise

1. Exposure to excessive noise may result in hearing loss, or other complaints. These may be short term, or after prolonged exposure, permanent.
2. Where exposure to noise is unavoidable, hearing protection should be worn.

## H. Manual Handling

1. Lifting, carrying and propelling of loads by bodily force is a major cause of industrial injuries. All entrants are encouraged to train their personnel in safe manual handling techniques and provide appropriate lifting aids.

## I. Waste

1. Entrants must remove all waste from the venue, including containers, packaging, tyres, oils etc. They must be disposed of it in accordance with environmental legislation.
2. General waste facilities on site should not be used to dispose of hazardous substances or materials which have been contaminated by hazardous substances. These must be segregated and disposed of in accordance with waste regulations.

## J. Vehicle Safety

1. A 10 mph speed limit should be observed at all times in a Service Area, other than for Emergency Vehicles which may be attending an incident.
2. There may be pedestrians in Service Areas. Special care must be taken in these circumstances, to avoid collisions and, where practicable, to segregate pedestrian routes.
3. The unauthorised use of mopeds, motorcycles, scooters, go-peds, quads etc. is forbidden in Service Areas.
4. Vehicles may only be driven by persons holding valid driving licences for that class of vehicle.

#### K. First Aid

1. Any person sustaining injury or illness, should seek treatment from the event emergency services, by initially reporting to the Senior Official in charge of the Service Area, who will ensure the appropriate response.

#### L. Reporting of Accidents & Incidents

1. All accidents where any person sustains injury, or where damage to property occurs, should be reported immediately to the Senior Official in charge of the Service Area.

#### M. Further Regulations and Information

1. Entrants are reminded of their obligations to comply with the requirements of the appropriate sporting regulations at all times. These Guidance Notes should be read in conjunction with all relevant regulations and the HSE's guide HSG112 'Managing Health & Safety at Motorsport Events'.